

3PH PANEL MOUNT SOLID STATE RELAY

Features include:

- 10 to 900Amp AC
- 12-480VAC
- DC / AC Control
- Control Input Green LED
- Blocking voltage 800 to 1200V
- MOV protected Output (Optional)
- Transient Immunity to 2000Vdc/ μ Sec
- Zero Cross Synchronized
- Din Rail Mounted (Optional)
- IP20 Output Cover
- 4000V Isolation
- N/O Configuration
- Free From EMI/RFI
- Noise Less Switching



Specification

Output Load

RMS on State Current	IT	A	10	16	25	40	50	60	75	90
Output RMS Amp With Heatsink	IT	A	5	8	12	18	24	28	35	42
Main Control Output Voltage	Vrms	Vac	12-480	12-480	12-480	12-480	12-480	12-480	12-480	12-480
Peak Off state Blocking Voltage	Vdrm	Vpk	800	800	800	800	1200	1200	1200	1200
Peak one single cycle Current, 50Hz (Non-Rep)	I _{tsm}	A	100	160	250	400	520	750	800	870
On state Voltage Drop	V _{tm}	Vac	1.6	1.6	1.6	1.6	1.6	1.6	1.6	1.6
Off state Leakage Current	I _{drm}	mA	5	5	5	5	5	5	5	5
Critical Rate of Rise off State Voltage	dv/dt	V/ μ s	400	400	500	500	1000	1000	1000	1000
Holding Current	I _h	mA	50	50	75	80	100	150	200	100
Fusing Current	I ² T	A ² S	55	144	340	880	2800	3500	7000	10000
Turn-On (Zero/Random)	T-on	ms	40	40	40	40	40	40	40	40
Turn-Off (Zero/Random)	T-off	ms	80	80	80	00	00	00	70	80
Full Current Baseplate Temperature	Max.	$^{\circ}$ C	90	90	90	90	90	90	90	90
Frequency Range	F	Hz	47-63	47-63	47-63	47-63	47-63	47-63	47-63	47-63
Operating Temperature	Temp.	$^{\circ}$ C	-30/+80	-30/+80	-30/+80	-30/+80	-30/+80	-30/+80	-30/+80	-30/+80
Power Dissipation	Watts	Amp	1.1	1.1	1.1	1.1	1.1	1.1	1.1	1.1

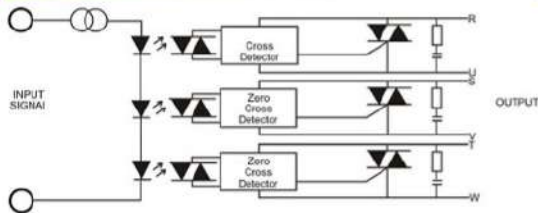
DC Input Signal

DC Control Voltage, ON (LED on at 3.5V)	VDC	5 to 28	5 to 28	5 to 28	5 to 28	5 to 28	5 to 28	5 to 28	5 to 28	5 to 28
DC Control Current	mA	9-25	9-25	9-25	9-25	9-25	9-25	9-25	9-25	9-25
Pick-up Voltage	VDC	6.0	6.0	6.0	6.0	6.0	6.0	6.0	6.0	6.0
Drop-out Voltage	VDC	1.0	1.0	1.0	1.0	1.0	1.0	1.0	1.0	1.0
Input Resistance (K)	Ohms	0.6	0.6	0.6	0.6	0.6	0.6	0.6	0.6	0.6


AC Input Signal

AC Control Voltage	VAC	90-280	90-280	90-280	90-280	90-280	90-280	90-280	90-280	90-280
AC Control Current	mA	9-25	9-25	9-25	9-25	9-25	9-25	9-25	9-25	9-25
Pick-up Voltage	VAC	90	90	90	90	90	90	90	90	90
Drop-out Voltage	VAC	45	45	45	45	45	45	45	45	45
Input Resistance (K)	Ohms	9.5	9.5	9.5	9.5	9.5	9.5	9.5	9.5	9.5

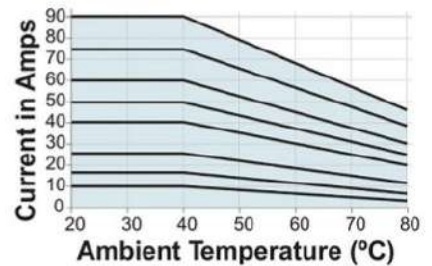
Schematic



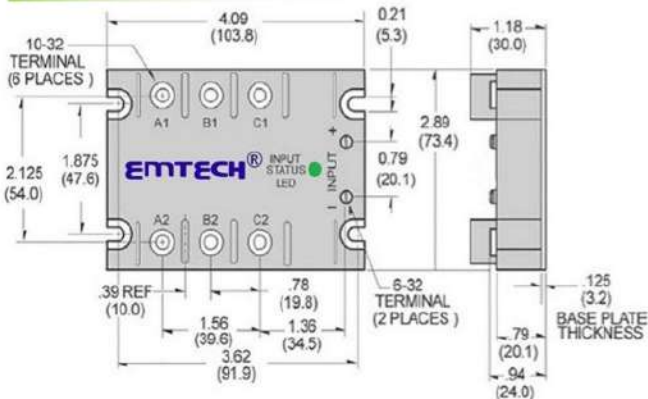
Wiring Diagram



Derating Curve



Mounting Dimension



Precaution

- * To protect SSR from most shorts, use fuse with an I²T clearing specification less than 33% of the SSR.
- * Heatsink on vertical surface with vertical fins, 40 $^{\circ}$ C free air 4" above and 1" below and TPST under SSR.